

User Manual

The Impersonate Users module is intended to be used for administrators and developers with administration access rights in Episerver.

The Impersonate Users module will help developers or administrators to run the EPiServer website as other user. They will be able to experience it exactly as the end-user, which will aid in giving support when there are questions and troubleshooting when a user reports a problem that is difficult to recreate.

This administration tool does the following:


- Allow an administrator user to search for a user by various fields including username and email address.






Impersonate Users

Name

E-mail address

Number of hits per page

 Search

	Name	Provider	E-mail address	Description	Active	Locke
	ctx-186943	EPI_AspNetIdentityUserProvider	test@james@getty.com		✓	
	ctx-187227	EPI_AspNetIdentityUserProvider	jbailey@central@epi.com		✓	
	francisco	EPI_AspNetIdentityUserProvider	test-jbailey@central@epi.com		✓	
	noactive	EPI_AspNetIdentityUserProvider	noactive@test.com			
	webadmin01	EPI_AspNetIdentityUserProvider	admin@localhost.com		✓	

1

- Select the user which will open a new window to the front-end of the site, setting session user values and cookies by clicking on Impersonate link.
- Stop impersonating.

You are viewing this page as **admin**. [Click here](#) to stop impersonating this user.



[Start](#) [Alloy Plan](#) [Alloy Track](#) [Alloy Meet](#) [About us](#)

Search



Wherever you meet!

Alloy solves the two most pressing problems in long distance collaboration – better communication and better project management